

PROPOSED PORT TERMINAL AT
FORMER TILBURY POWER STATION

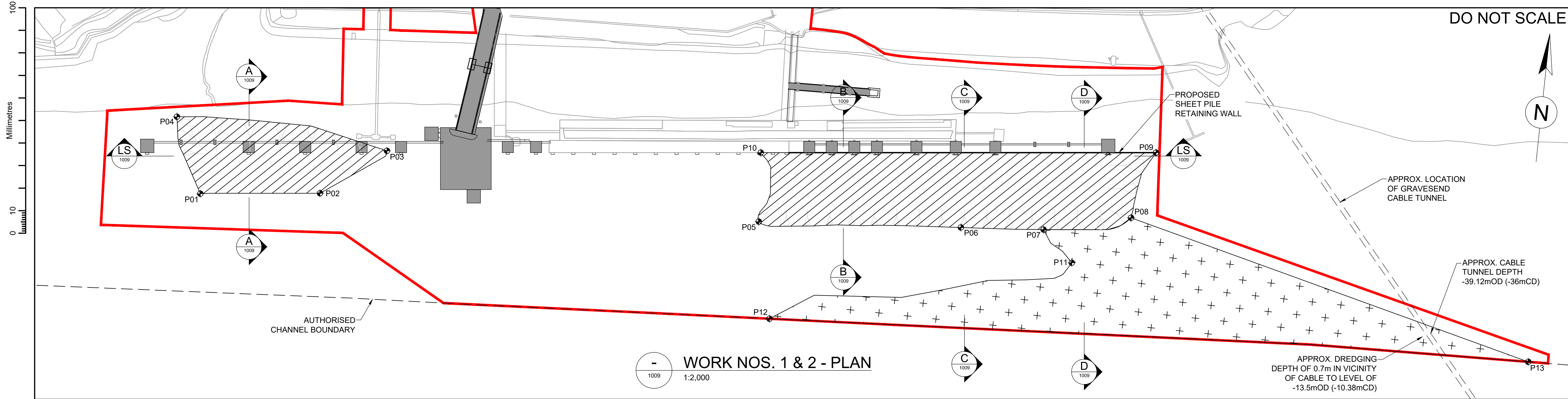
TILBURY2

TRO30003

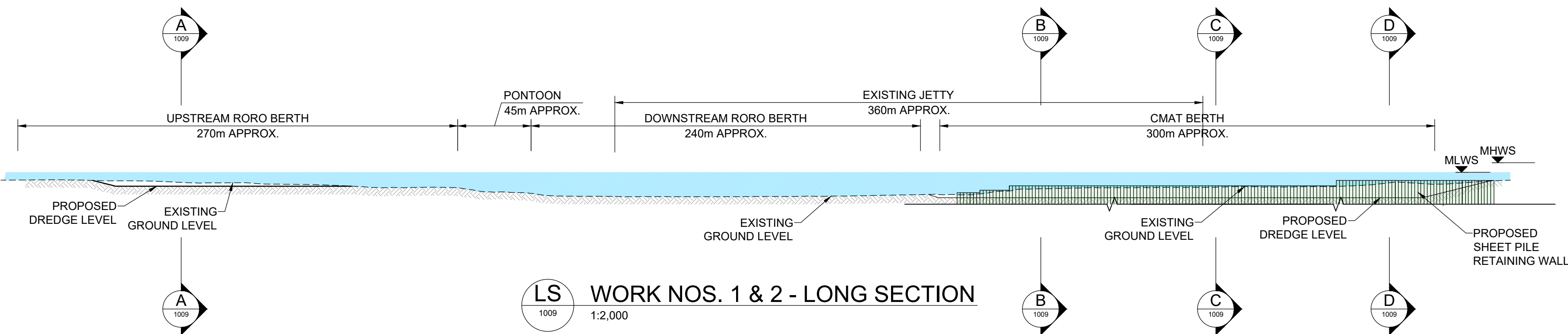
REVISED LIMITS OF DREDGING PLAN
v2

TILBURY 2 DOCUMENT REF: POTLL/T2/EX/107





WORK NOS. 1 & 2 - PLAN
1:2,000

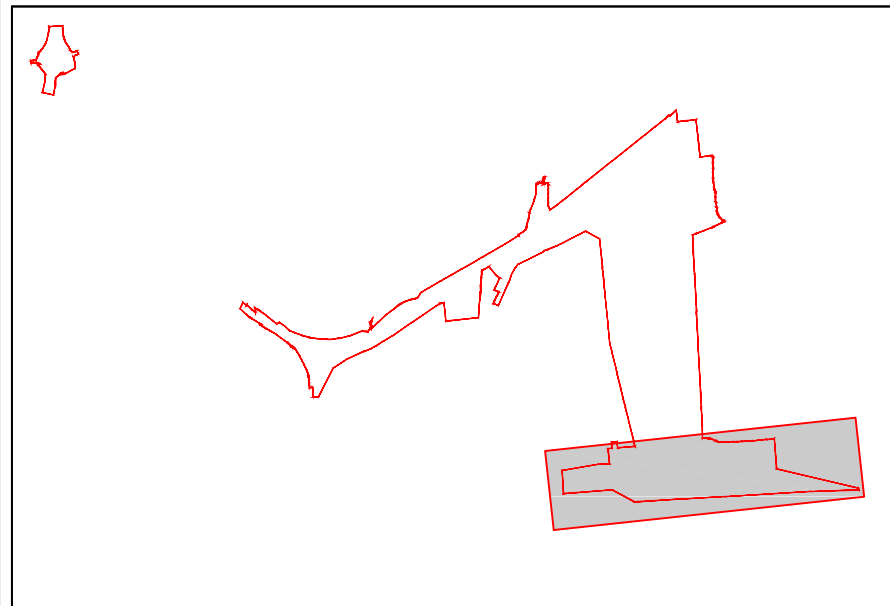


WORK NOS. 1 & 2 - LONG SECTION
1:2,000

DREDGING COORDINATES		
ID	EASTING	NORTHING
P01	565522	175161
P02	565627	175173
P03	565682	175217
P04	565494	175227
P05	566017	175189
P06	566195	175203
P07	566268	175209
P08	566344	175228
P09	566360	175288
P10	566012	175250
P11	566296	175183
P12	566035	175105
P13	566708	175139

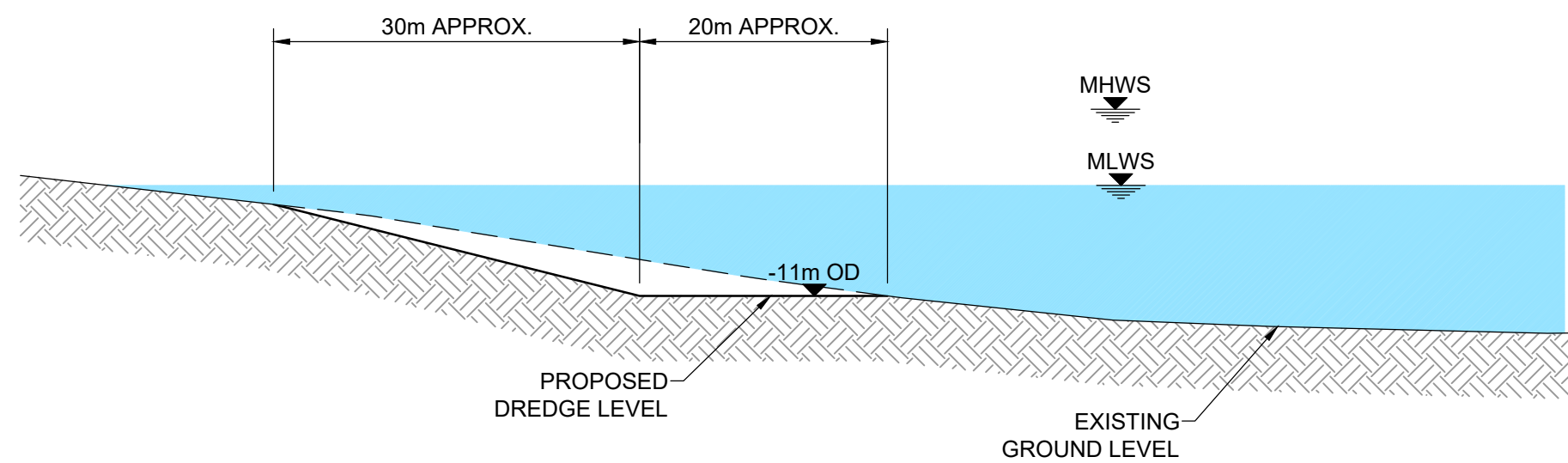
- NOTES:
- THESE ENGINEERING SECTIONS AND PLANS SHOULD BE READ IN CONJUNCTION WITH THE KEY PLAN AND ALONGSIDE OTHER PLANS IN THE DEVELOPMENT CONSENT ORDER APPLICATION, IN PARTICULAR THE WORKS PLANS AND SCHEDULE 1 (AUTHORISED DEVELOPMENT) TO THE DEVELOPMENT CONSENT ORDER.
 - WORK NO. REFERENCES ARE DETAILED IN SCHEDULE 1 (AUTHORISED DEVELOPMENT) TO THE DEVELOPMENT CONSENT ORDER.
 - THESE ENGINEERING SECTIONS AND PLANS WILL BE SUBJECT TO DETAILED DESIGN DEVELOPMENT, AND CHANGES WILL BE LIMITED TO BEING WITHIN THE ORDER LIMITS AND ANY OTHER CONSTRAINTS INCLUDED IN THE DEVELOPMENT CONSENT ORDER.
 - LOCATION OF PROPOSED INFRASTRUCTURE SHOWN INDICATIVELY.
 - CONVERSION FROM ORDNANCE DATUM (OD) TO CHART DATUM (CD) IS AS FOLLOWS. 0 mOD = 3.12 mCD

- KEY:
- EXTENT OF BERTH DREDGING
 - EXTENT OF APPROACH DREDGING
 - ORDER LIMITS

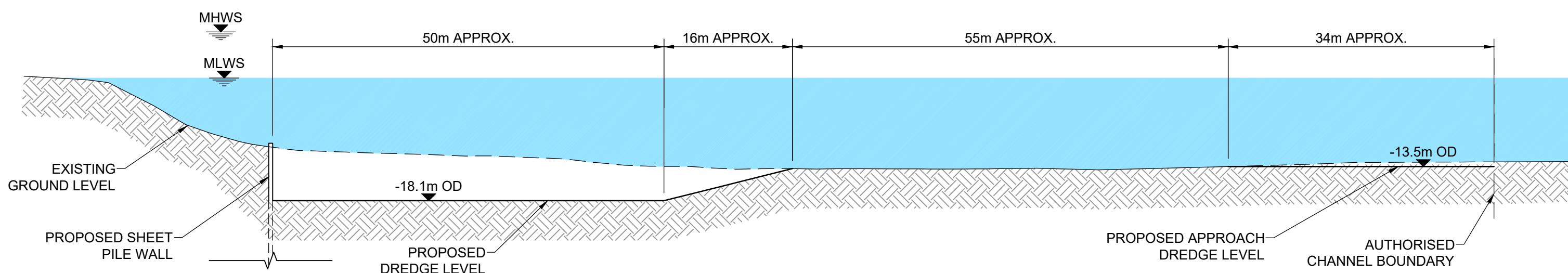


KEY PLAN

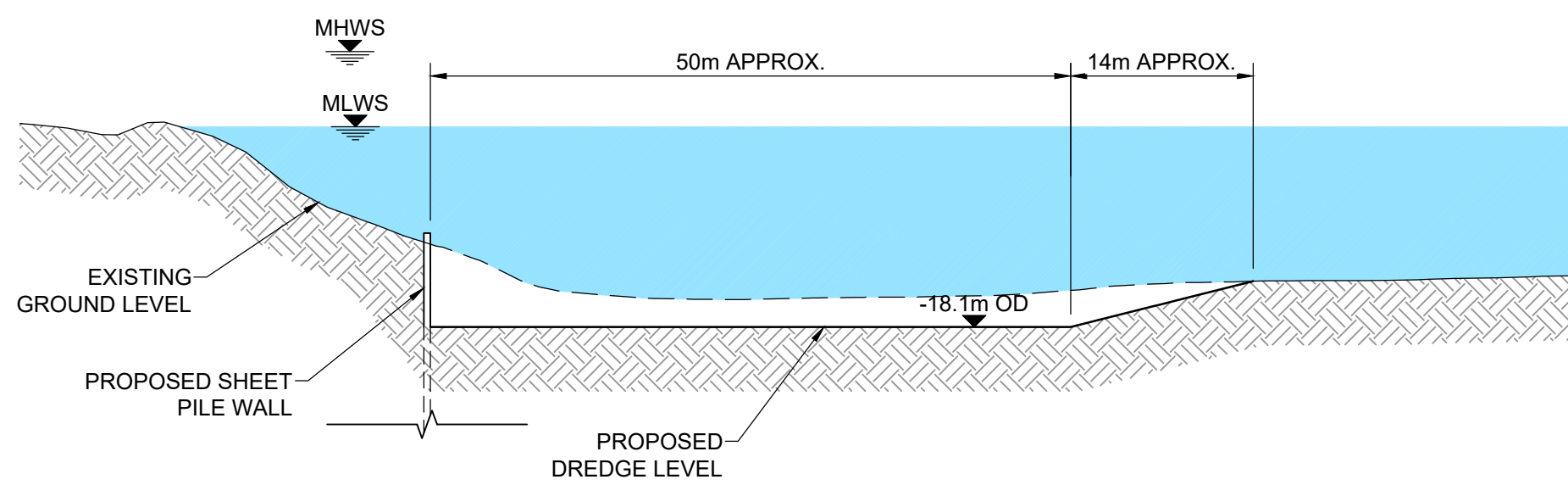
JETTY WORKS DESIGN SHOWN
HERE FOR ILLUSTRATIVE
PURPOSES ONLY



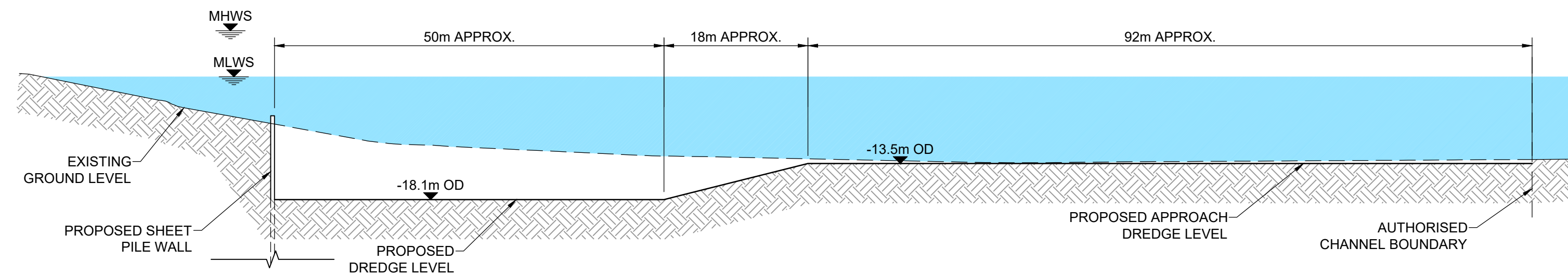
WORK NO. 1 - SECTION
1:500



WORK NO. 2 - SECTION
1:500



WORK NO. 2 - SECTION
1:500



WORK NO. 2 - SECTION
1:500

P7	21/05/18	CABLE TUNNEL ADDED, SECTION C-C CLARIFIED, 'APPROXIMATE' REMOVED FROM DREDGING AREAS	JS	SR	SR
P6	15/03/18	APPROX. REMOVED FROM DEPTHS	JS	SR	SR
P5	19/10/17	DREDGING COORDINATES ADDED	JS	SR	SR
P4	02/10/17	TEXT EDITS	JS	AH	SR
P3	02/10/17	BOUNDARY EDITED AND TEXT ADDED	JS	AH	SR
P2	28/09/17	DIMENSIONS AND LEVELS ADDED	JS	AH	SR
P1	25/09/17	FOR COMMENT	JS	SR	SR
Rev.	Date	Description	By	Chk'd	App'd

Drawing Status **DEADLINE 4** Suitability **SO**

ATKINS Western House (Block C)
Peterborough Business Park
Lynch Wood
Peterborough
PE2 6FZ
Tel: +44 (0)1733 366900
Fax: +44 (0)1733 366999
www.atkinsglobal.com

Client **PORT OF TILBURY LONDON**

Project Title **TILBURY2**

Drawing Title **ENGINEERING SECTIONS & PLANS
EXTENT AND DEPTH OF DREDGING
REGULATION 5(2)(o)**

Scale	Designed	Drawn	Checked	Authorised
AS SHOWN	AH	JS	AH	SR
Original Size	Date	Date	Date	Date
A1	20/09/17	20/09/17	21/09/17	21/09/17
Drawing Number	5153187-ATK-ZZ-XX-DR-ZZ-1009			Revision P07